



Working groups


WG: Session A		Day 2 Afternoon
Ocean Data & Validation 2		First Floor-Vetulle Room
Leader: G. Lagerloef		
ID 68	Calibration And Validation Studies For Aquarius Salinity Retrieval	Brown S., Misra S
ID 22	Evaluating SMOS and Aquarius Against Model and In Situ Data	Banks C.J., Gommenginger C.P. , Srokosz M.A., Snaith, H.M.
ID 74	New Seawater Model Function And Comparison With Argo Data	Lang R., Zhou Y., Drego C., Utku C., Le Vine D.
ID 76	Near-Surface Salinity Gradients	Asher, WE, Jessup, AT, Branch, R
ID 79	STS Argo Measurements	Riser S. , Anderson J.
ID 29	Improving Sea Surface Salinity Retrieval Over Coastal and Marginal Seas Using the Land Surface Simulation and Aquarius Radiometer Data	Kim S., Chan, S., Yueh S., Lee J.
	Comparison with tropical moorings	Jim Carton



Leading to a new working group on surface stratification
See Section E splinter group results



- Calibration And Validation Studies For Aquarius Salinity Retrieval; Shannon Brown
 - Aquarius radiometer TB drift over Antarctica and Amazon demonstrates that Aquarius drift is a gain drift
 - v.1.2.3 roughness correction shows residual correlation with SWH residuals from scatterometer correction when Aquarius is viewing cross wind
- Evaluating SMOS and Aquarius Against Model and In Situ Data, Chris Banks
 - Ascending vs descending an issue for SMOS and Aquarius (sun effect?, Diurnal SST?)
 - Southern ocean is problem region for SMOS and Aquarius
- New Seawater Model Function And Comparison With Argo Data, Roger Lang
 - New seawater dielectric constant measurement data at 30, 35 and 38 psu with temperatures from 0 to 35 degrees C
 - Comparison of Klein Swift, Meissner Wentz and GW model function predicted salinity with Argo data



- Near-Surface Salinity Gradients, Bill Asher
 - Rain generates measurable near-surface (top 0.5 m) salinity gradients that can form at wind speeds up to 10 m/s
 - Extend over large enough areas to affect satellite measurements
- STS Argo Measurements, Jessica Anderson
 - little difference in temperature and salinity in the upper 5 meters (~85/90% of the time)
 - differences larger than 0.1 PSU and 0.1 0C are sometimes observed, especially in the Tropical Pacific
- Aquarius/SACD SSS in the tropics, Jim Carton
 - Examine consistency of Aquarius/SACD SSS and the time series from the tropical moorings
 - Begin to examine the major balance in the seasonal mixed layer salt budget